

Portfolio Composition				1 Year			3 Years			FE fundinfo Crown Rating
Fund Manager	Name	Original % Holding	Hist. Yield	Perf.	Est. Contrb	Qtl	Perf.	Est. Contrb	Qtl	
Coronation Global Fund Managers (Irl) Ltd	Global Managed A - Mar 10	20.00	-	30.23	6.05	1	58.74	11.75	1	
Momentum Mutual Fund ICC Ltd	Global Growth A - Mar 08	20.00	-	23.31	4.66	3	48.85	9.77	3	
Ninety One Luxembourg S.A.	Global Strategic Managed A Gr Inc USD - Feb 95	20.00	0.22	19.18	3.84	2	21.84	4.37	4	
Baillie Gifford Worldwide Funds PLC	Worldwide Long Term Global Growth A Acc USD - Jun 19	10.00	-	16.29	1.63	3	86.14	8.61	1	
BlackRock (Luxembourg) S.A.	Emerging Markets Equity Index (LU) A2 USD - Nov 12	10.00	-	41.15	4.12	1	52.44	5.24	2	
Orbis Investment Mgmt Limited	Optimal USD - Jan 90	10.00	-	13.37	1.34	4	21.90	2.19	4	
Prescient Investment Mgt	China Balanced A - Mar 13	10.00	-	33.66	3.37	1	20.47	2.05	4	
Total Portfolio		100.00	0.04	24.32			44.08			
Selected Benchmark		SO Global Asset Allocation Flexible - May 94		3.63			34.25			

Performance figures to last price date, ordered by largest original holdings.

Estimated contribution values are based on the percentage weightings being correct at the start of the analysed performance period.

Please note: Historic yield figures will only be provided for funds with at least 12 months of performance history.

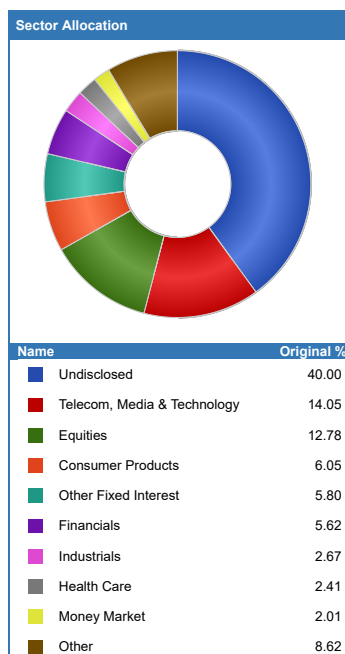
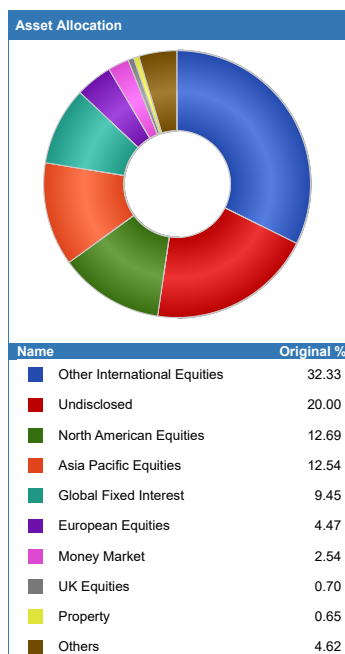
Portfolio ESG Rating			ISS ESG Fund Rating Stars‡
Fund Manager	Name		
Coronation Global Fund Managers (Irl) Ltd	Global Managed A - Mar 10		★★★★★
Momentum Mutual Fund ICC Ltd	Global Growth A - Mar 08		★★★★★
Ninety One Luxembourg S.A.	Global Strategic Managed A Gr Inc USD - Feb 95		★★★★★
Baillie Gifford Worldwide Funds PLC	Worldwide Long Term Global Growth A Acc USD - Jun 19		★★★★★
BlackRock (Luxembourg) S.A.	Emerging Markets Equity Index (LU) A2 USD - Nov 12		★★★★★
Orbis Investment Mgmt Limited	Optimal USD - Jan 90		★★★★★
Prescient Investment Mgt	China Balanced A - Mar 13		★★★★★

‡ Data Provided by ISS ESG.

Portfolio Ratios						
Fund Manager	Name	Volatility	Alpha	Beta	Sharpe	r ²
Coronation Global Fund Managers (Irl) Ltd	Global Managed A - Mar 10	13.07	1.15	1.56	1.16	0.83
Momentum Mutual Fund ICC Ltd	Global Growth A - Mar 08	9.57	1.52	1.22	1.22	0.94
Ninety One Luxembourg S.A.	Global Strategic Managed A Gr Inc USD - Feb 95	11.00	-5.83	1.31	0.40	0.82
Baillie Gifford Worldwide Funds PLC	Worldwide Long Term Global Growth A Acc USD - Jun 19	21.38	-0.06	2.31	1.02	0.68
BlackRock (Luxembourg) S.A.	Emerging Markets Equity Index (LU) A2 USD - Nov 12	13.66	0.48	1.41	0.90	0.61
Orbis Investment Mgmt Limited	Optimal USD - Jan 90	5.68	5.10	0.10	0.46	0.02
Prescient Investment Mgt	China Balanced A - Mar 13	18.25	-3.22	1.15	0.24	0.23
Total Portfolio		10.78	-0.82	1.36	0.99	0.92
Selected Benchmark		10.13	-	-	0.75	-

Ratio figures based on last 36 months total return performance. Ratio figures are annualised where applicable.

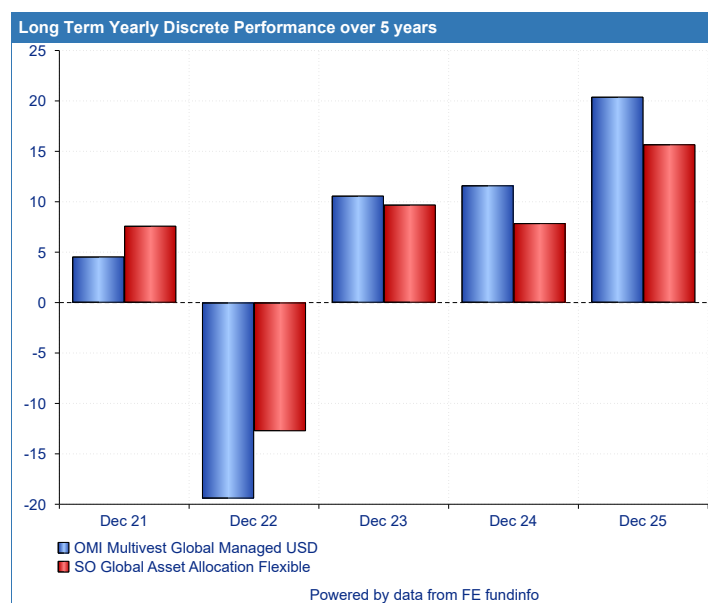
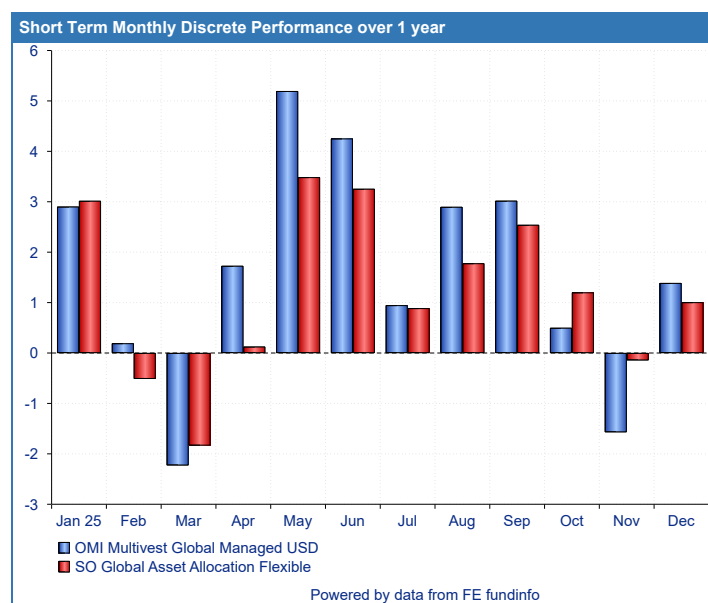
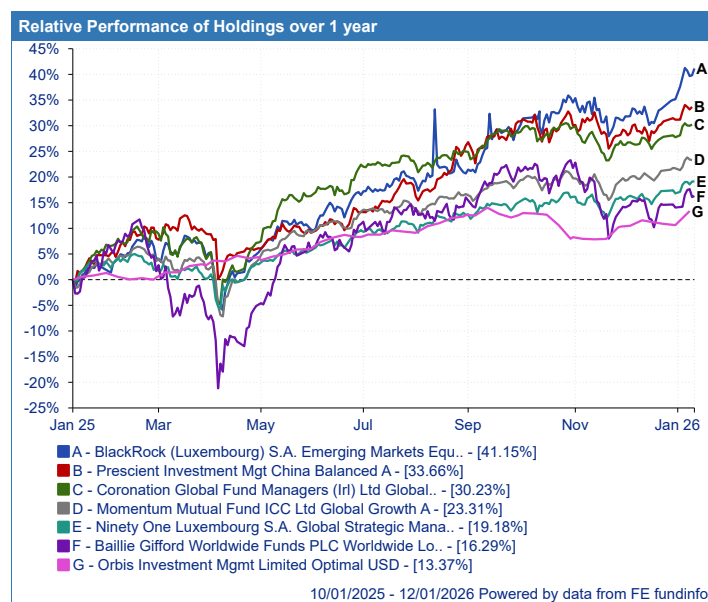
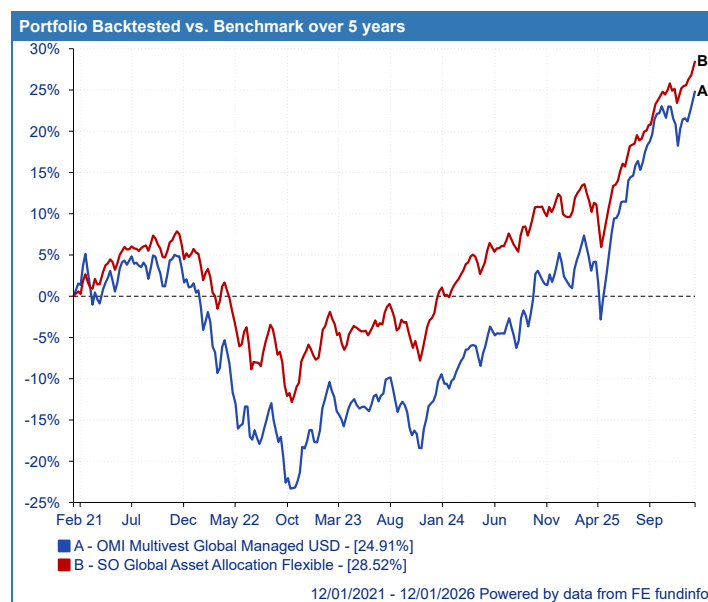
The benchmark for each holding is the portfolio benchmark.



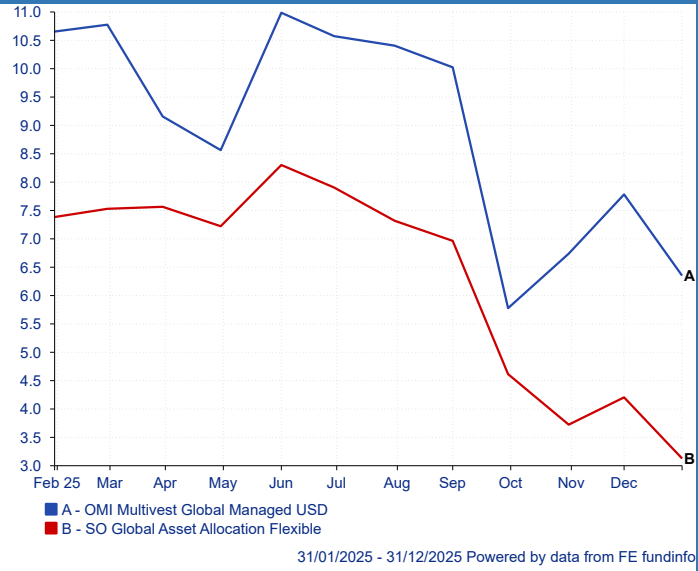
Top 10 Holdings

	Original %
1 Undisclosed	20.00
2 ROBECO MULTI-FACTOR GLOBAL EQUITY	5.24
TAIWAN SEMICONDUCTOR	
3 MANUFACTURING COMPANY LIMITED	2.10
4 EVENLODE GLOBAL EQUITY	1.82
5 LYRICAL GLOBAL VALUE EQUITY STRATEGY	1.78
6 JENNISON GLOBAL EQUITY OPPORTUNITIES	1.72
7 NVIDIA CORPORATION	1.32
8 FIDELITY EMERGING MARKETS	1.26
9 AMAZON.COM, INC.	1.11
10 MOMENTUM REAL ASSETS GROWTH & INCOME	1.08

Portfolio breakdown and holdings are based on latest published data for each constituent which may have different publication dates.
Portfolio start date is required to calculate current weightings.



Rolling 6 months Volatility vs. Benchmark over 1 year



Weekly Omega chart over 1 year

