

Portfolio Composition				1 Year			3 Years			FE fundinfo Crown Rating
Fund Manager	Name	Original % Holding	Hist. Yield	Perf.	Est. Contrb	Qtl	Perf.	Est. Contrb	Qtl	
Coronation Global Fund Managers (Irl) Ltd	Global Managed A - Mar 10	20.00	-	20.79	4.16	1	59.19	11.84	1	
Momentum Mutual Fund ICC Ltd	FGAM Global Growth - Sep 07	20.00	-	13.71	2.74	1	42.08	8.42	1	
Ninety One Luxembourg S.A.	Global Strategic Managed A Gr Inc USD - Feb 95	20.00	0.41	10.64	2.13	3	21.98	4.40	4	
Orbis Investment Mgmt Limited	Optimal USD - Jan 90	20.00	-	6.84	1.37	4	21.43	4.29	4	
Index	MSCI ACWI Enhanced Value - May 15	10.00	-	38.69	3.87		74.80	7.48		
Fidelity International (FIL Inv Mgt (Luxembourg)SA)	Emerging Markets A USD - Oct 93	10.00	0.00	27.34	2.73	1	41.52	4.15	3	
Total Portfolio		100.00	0.08	17.31			41.86			
Selected Benchmark		SO Global Asset Allocation Prudential - Jan 92		9.06			27.28			

Performance figures to last price date, ordered by largest original holdings.

Estimated contribution values are based on the percentage weightings being correct at the start of the analysed performance period.

Please note: Historic yield figures will only be provided for funds with at least 12 months of performance history.

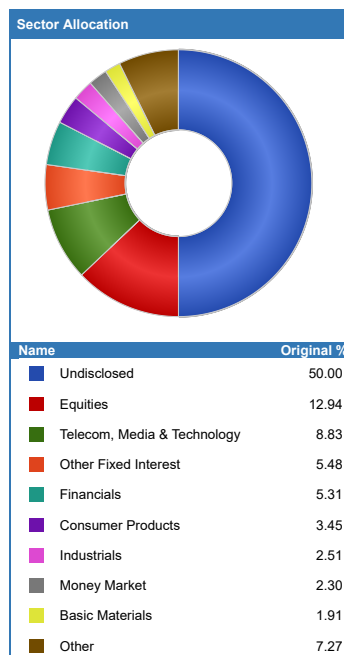
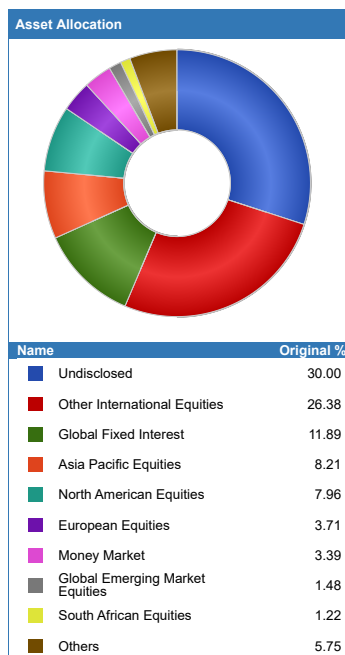
Portfolio ESG Rating			ISS ESG Fund Rating Stars‡
Fund Manager	Name		
Coronation Global Fund Managers (Irl) Ltd	Global Managed A - Mar 10		★★★★★
Momentum Mutual Fund ICC Ltd	FGAM Global Growth - Sep 07		★★★★★
Ninety One Luxembourg S.A.	Global Strategic Managed A Gr Inc USD - Feb 95		★★★★★
Orbis Investment Mgmt Limited	Optimal USD - Jan 90		★★★★★
Index	MSCI ACWI Enhanced Value - May 15		
Fidelity International (FIL Inv Mgt (Luxembourg)SA)	Emerging Markets A USD - Oct 93		★★★★★

‡ Data Provided by ISS ESG.

Portfolio Ratios						
Fund Manager	Name	Volatility	Alpha	Beta	Sharpe	r ²
Coronation Global Fund Managers (Irl) Ltd	Global Managed A - Mar 10	13.30	1.46	1.77	1.03	0.77
Momentum Mutual Fund ICC Ltd	FGAM Global Growth - Sep 07	9.06	1.53	1.34	1.11	0.95
Ninety One Luxembourg S.A.	Global Strategic Managed A Gr Inc USD - Feb 95	11.08	-5.89	1.55	0.32	0.86
Orbis Investment Mgmt Limited	Optimal USD - Jan 90	5.72	6.20	0.06	0.54	0.00
Index	MSCI ACWI Enhanced Value - May 15	10.52	8.93	1.16	1.54	0.53
Fidelity International (FIL Inv Mgt (Luxembourg)SA)	Emerging Markets A USD - Oct 93	13.52	-2.00	1.70	0.67	0.69
Total Portfolio		8.82	1.28	1.28	1.04	0.91
Selected Benchmark		6.59	-	-	0.81	-

Ratio figures based on last 36 months total return performance. Ratio figures are annualised where applicable.

The benchmark for each holding is the portfolio benchmark.

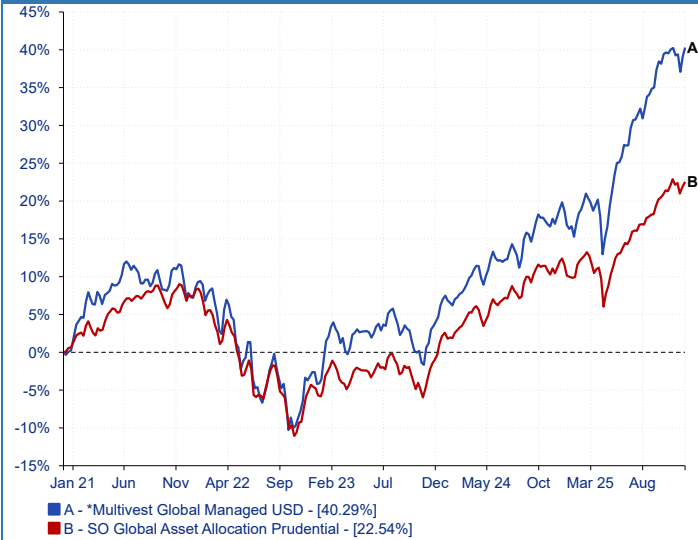


Top 10 Holdings	Original %
1 Undisclosed	30.00
2 IISHARES III PLC - IISHARES	4.64
3 CORE MSCI WORLD UCITS ETF USD	1.92
4 TAIWAN SEMICONDUCTOR MANUFACTURING COMPANY LIMITED	1.52
5 SANDS CAPITAL GLOBAL GROWTH	1.48
6 ARTISAN GLOBAL VALUE	1.38
7 ROBECO MULTI-FACTOR GLOBAL EQUITY	1.22
8 XTRACKERS II US TREASURIES UCITS ETF 1D USD DIS	1.16
9 IISHARES PHYSICAL GOLD ETC	0.94
10 MAPLE-BROWN ABBOTT GLOBAL INFRASTRUCTURE	0.93

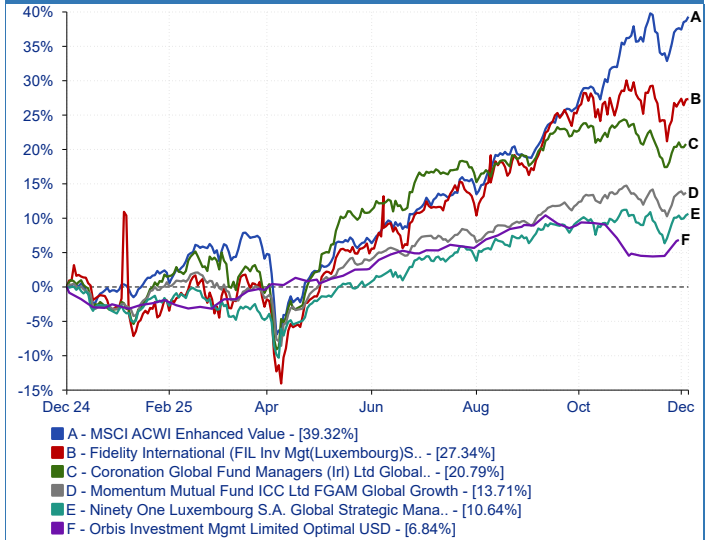
Portfolio breakdown and holdings are based on latest published data for each constituent which may have different publication dates.

Portfolio start date is required to calculate current weightings.

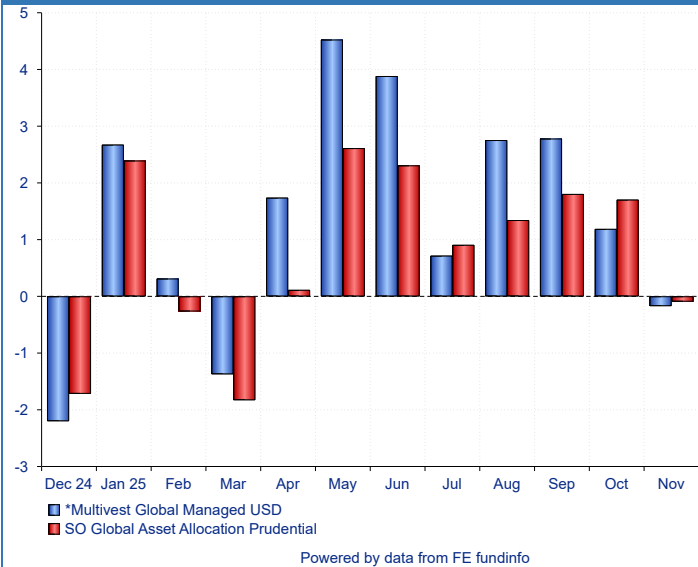
Portfolio Backtested vs. Benchmark over 5 years



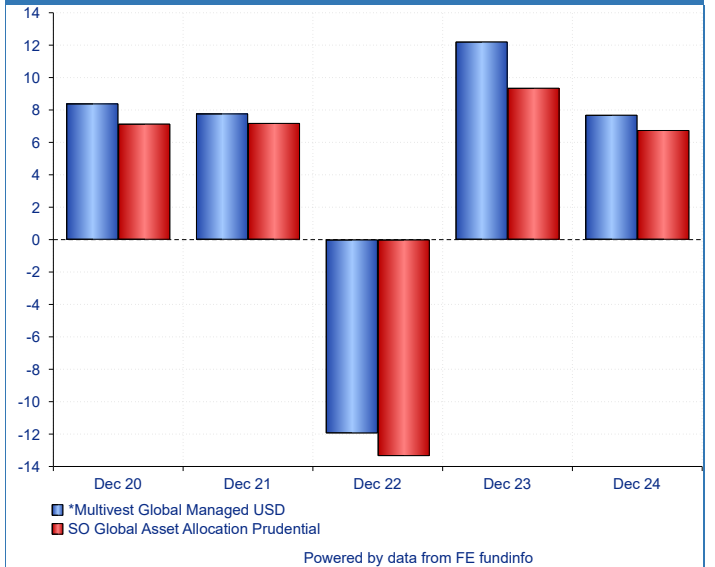
Relative Performance of Holdings over 1 year



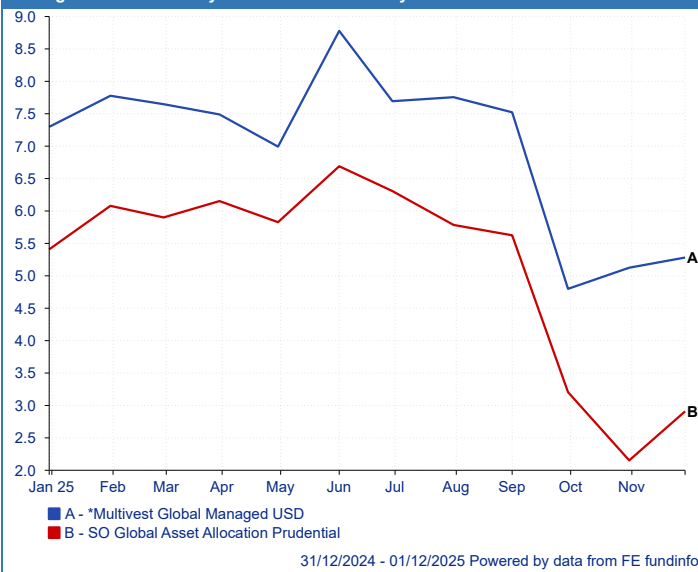
Short Term Monthly Discrete Performance over 1 year



Long Term Yearly Discrete Performance over 5 years



Rolling 6 months Volatility vs. Benchmark over 1 year



Weekly Omega chart over 1 year

