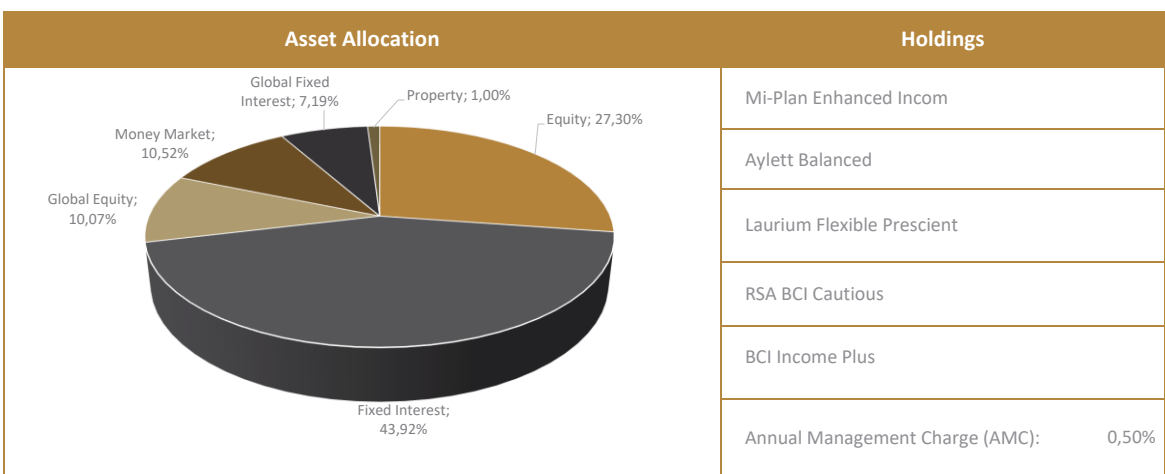
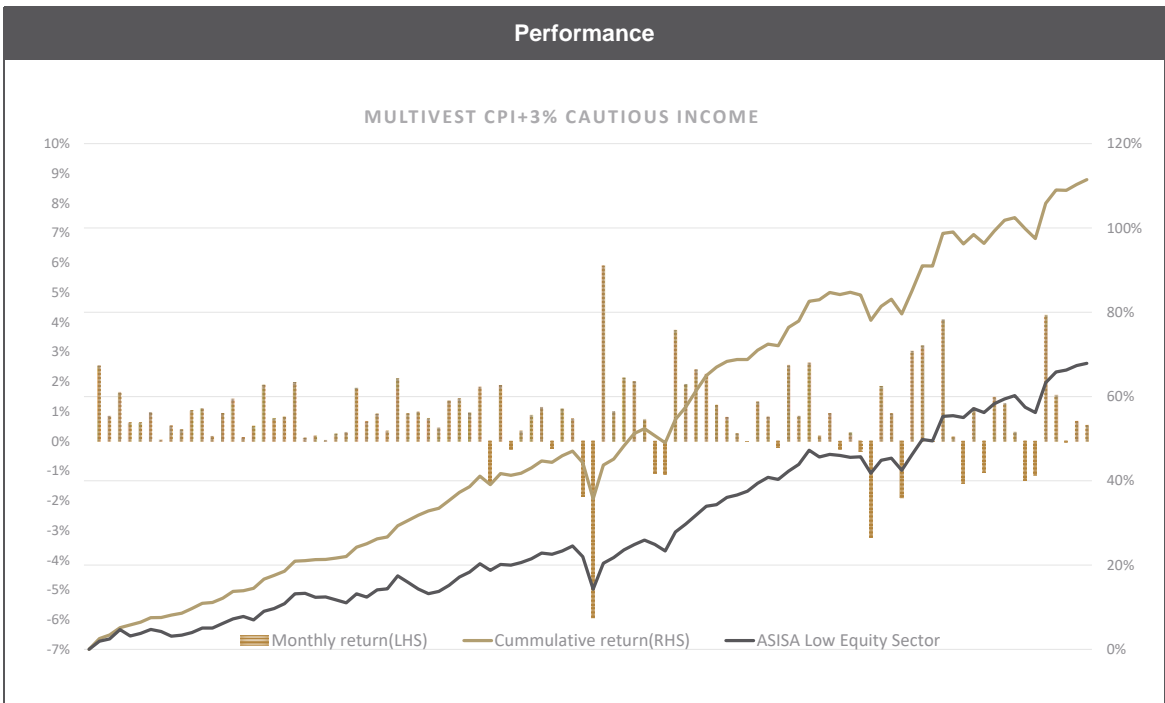




Lower Risk			Higher Risk			
Typical Lower Rewards			Typical Higher Rewards			
1	2	3	4	5	6	7

Objective

The Multinvest Cautious Income portfolio is a wrap fund which aims to outperform SA CPI+3% over a rolling 3 year period and is comparable to the ASISA Low Equity Sector. It has a Conservative to Moderate risk profile and is suitable for investors seeking to preserve capital over the short to medium term. It will invest only in regulated Collective Investment Schemes domiciled in South Africa and is Regulation 28 compliant, thus suitable for pension investments.



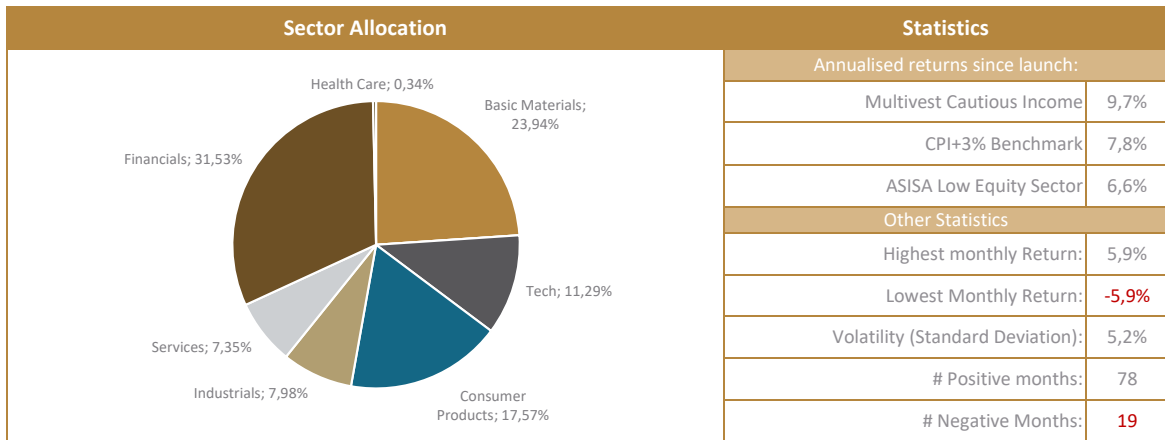
The investor is liable for CGT on any transactions in the units of the underlying unit trusts within the wrap funds. Compulsory investments are not subject to CGT. Performance is calculated using net returns(after fees) of the underlying unit trusts, and quoted excluding wrap fund fees. Performance quoted is pre-tax. Fund performance numbers shown are for a notional portfolio and do not reflect the actual performance of the client invested in the wrap fund due to timing differences of investments or disinvestments of the client. Benchmark returns for CPI are based on actual published returns and an estimated one month return for the month of the report date. ASISA Benchmark returns are the ASISA returns available as at the time of reporting.



Commentary

Strong increases in the services component of inflation are preventing central banks from considering early reductions in interest rates. Services inflation is increasing at a faster pace than goods inflation due to it being more labour-intensive – and the demand for workers in certain industries continue to increase as reflected by low unemployment rates in relatively slow growing economies. In addition, uncertainty about election outcomes in especially the USA and South Africa is due to cause volatility on financial markets. Growth in the USA turned out to be much stronger in 2023, while the Fed raised its forecast for 2024. In addition, the Federal Open Market Committee (FOMC) raised their median projection for growth in 2024 from 1.4% to 2.1%, mainly due to a better performance by consumers. On CPI, it increased from 3.1% in January to 3.2% in February. However, the prices of services were up 5% y/y, driven by salary increases. Despite all this, the USA is still on track for a July reduction in interest rates as house price increases are starting to cool. When housing inflation (5.7% y/y) is excluded from CPI, prices were up only 1.8% y/y, less than the 2% target. The European Commission (EC) gain revised its growth estimates downwards (mostly due to Germany being in a recession) – to 0.8% in 2024 and 1.5% in 2025. February CPI data showed that the core inflation declined to 3.1% y/y from 3.3%. However, services inflation remained stubbornly high at 3.9%. Nevertheless, the EC lowered its CPI forecast for 2024 by 0.5% to 2.7%, but also warned early cuts in the interest rate to support consumer demand, coupled with higher-than-expected wage growth and disruptions in the Red Sea limit the pace of disinflation. However, interest rates are still expected to be reduced in June. In the UK the Bank of England also kept interest rates unchanged as services inflation remained high. However, the tightness in the labour market seemed to have dissipated, contributing to a larger chance for a reduction in interest rates in May. In addition, early indications are that the UK exited its economic recession with growth expected in Q1 2024. Japan avoided a technical recession as the Bank of Japan raised interest rates by 10 basis points into positive territory and may rise to 0.25% on the back of higher wage driven services inflation. In South Africa rates were kept unchanged as CPI jumped to 5.6% in February. South African CPI dynamics are different from that in developed countries as it is driven by food, fuel, and municipal prices. Although economic growth will barely surpass 1% in 2024, the Reserve Bank will not reduce interest rates before it sees CPI moving towards 4.5%, while the upcoming May elections will continue to cause growth-, exchange rate-, CPI- and market uncertainty.

*Commentary as at 31 March 2024



Investment Committee

The investment committee forms an integral part of the investment management process. The investment committee members are involved in the process of multi management by participating in the Investment Committee Framework (the “Framework”). This Framework provides intermediaries with a platform to share their research and views with qualified investment professionals who will, based on certain constraints, construct a portfolio taking the intermediary’s research into account.

PERFORMANCE DATA

RETURNS (3 YEAR AND 5 YEAR ANNUALISED)					
	1 MONTH	1 Year	3 Years	5 Years	Since Inception
PORTFOLIO	0,54%	7,77%	8,20%	8,78%	111,48%
BENCHMARK	0,31%	8,32%	7,71%	7,20%	67,88%

Multinvest offers structured portfolios as Wrap Funds on the following LISP platforms

Momentum	Ninety One	Old Mutual	Glacier	Sygnia	Allan Gray
----------	------------	------------	---------	--------	------------

The investor is liable for CGT on any transactions in the units of the underlying unit trusts within the wrap funds. Compulsory investments are not subject to CGT. Performance is calculated using net returns(after fees) of the underlying unit trusts, and quoted excluding wrap fund fees. Performance quoted is pre-tax. Fund performance numbers shown are for a notional portfolio and do not reflect the actual performance of the client invested in the wrap fund due to timing differences of investments or disinvestments of the client. Benchmark returns for CPI are based on actual published returns and an estimated one month return for the month of the report date. ASISA Benchmark returns are the ASISA returns available as at the time of reporting.